

File Name: D820 Manual.pdf

Size: 3317 KB

Type: PDF, ePub, eBook

Category: Book

Uploaded: 12 May 2019, 19:34 PM

Rating: 4.6/5 from 747 votes.

Status: AVAILABLE

Last checked: 10 Minutes ago!

In order to read or download D820 Manual ebook, you need to create a FREE account.

[Download Now!](#)

eBook includes PDF, ePub and Kindle version

[Register a free 1 month Trial Account.](#)

[Download as many books as you like \(Personal use\)](#)

[Cancel the membership at any time if not satisfied.](#)

[Join Over 80000 Happy Readers](#)

Book Descriptions:

We have made it easy for you to find a PDF Ebooks without any digging. And by having access to our ebooks online or by storing it on your computer, you have convenient answers with D820 Manual . To get started finding D820 Manual , you are right to find our website which has a comprehensive collection of manuals listed.

Our library is the biggest of these that have literally hundreds of thousands of different products represented.



Book Descriptions:

D820 Manual



Watch this video for help in locating the source of the issue, and troubleshooting the most common causes in Windows 8, Windows 8.1 and Windows 10. Closed captions available in many languages. Watch this video for help in locating the source of the issue, and troubleshooting the most common causes in Windows 8, Windows 8.1 and Windows 10. Closed captions available in many languages. Watch this video for help in locating the source of the issue, and troubleshooting the most common causes in Windows 8, Windows 8.1 and Windows 10. Closed captions available in many languages. Watch this video for help in locating the source of the issue, and troubleshooting the most common causes in Windows 8, Windows 8.1 and Windows 10. Closed captions available in many languages. Sony news in your inbox. Download our apps. Support Support Self Support Contact Support Community Register a Product Sign In Favorites Sony Rewards Electronics Registration Electronics Community Favorites Favorites Search Sony Sony Sites Search Sony To get the full experience on Sony.com, please change your settings to allow JavaScript. We recommend downloading and installing the latest version of one of the following browsers Our site is not optimized for your current browser. A newer version of your browser may be available Chrome Chrome Download the latest version IE Internet Explorer Download the latest version Firefox Firefox Download the latest version Apple Safari Download the latest version Proceed with current browser for now Proceed with current browser for now. Sign up Entertainment made easy Access great movies, music and apps from your TV. Find out more PlayStation Entertainment Entertainment PlayStation Store PlayStation Video PlayStation Music PlayMemories Spark your imagination and discover new ways to enjoy your photos.<http://orrizon.ru/images/bullet-2hp-manual.xml>

- **d820 service manual, dell latitude d820 manual, dpf d820 manual, dell d820 manual, latitude d820 manual, lg d820 manual, dell latitude d820 manual pdf, sony dpf d820 manual, lux royal d820 manual, jvc gr d820 manual, d820 manual, d820 memory, d820 max cpu, dell d820 manual, latitude d820 manual.**

STUDER D820 MCH

Wiring List / Verdrahtungsliste




Diagram provided by STUDER INTERNATIONAL, 11 CHURCH LANE, BERN, SWITZERLAND
Blackburne 10, CHURCH, Regensburg, Germany, Switzerland

No part of this right to make alterations
Copyright 1982 by STUDER AG
Printed in: Switzerland
Order No.: 10 07 1606 (04.05.81)

STUDER is a registered trademark of STUDER INTERNATIONAL, CHURCH LANE, BERN, SWITZERLAND
STUDER ist ein eingetragenes Warenzeichen der STUDER INTERNATIONAL AG, Regensburg

Explore the apps Support Support Self Support Contact Support Community Register a Product Sign In Favourites My Registered Products Community Favourites Favourites Search Sony Sony Sites Search Sony To get the full experience on Sony.co.uk, please change your settings to allow JavaScript. Download the app today! A corner area of the LCD screen is dark or black. Can I use a mini SD card or a microSD card with a SD card adapter View All We recommend downloading and installing the latest version of one of the following browsers Our site is not optimized for your current browser. A newer version of your browser may be available Chrome Chrome Download the latest version IE Internet Explorer Download the latest version Firefox Firefox Download the latest version Apple Safari Download the latest version Proceed with current browser for now Proceed with current browser for now. See compatible TVs Support Support Support My Sony Community Stay informed with a Sony account to get news, offers and promotions. Sign up now Hi My Sony Sign in Favourites My Products Register a new product My Account Details Newsletter Preferences Community Favourites Sign out Favourites Search Sony Sony Sites Search Sony To get the full experience on Sony.co.uk, please change your settings to allow JavaScript. Why cant I import AVCHD and MPEG2 movies with PlayMemories Home. Pictures show hazy round spots when using the flash. What features are not supported by the PlayMemories Home for Mac software View All Find information and receive instant notifications about your product We recommend downloading and installing the latest version of one of the following browsers Our site is not optimized for your current browser. <http://ouest-acmos.com/userfiles/bullet-maintenance-manual.xml>

D820 Operator Station User's Manual

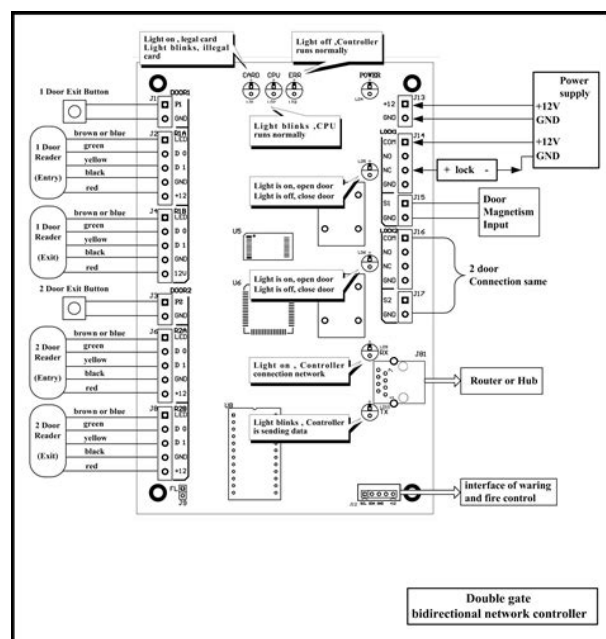


Information in this manual is subject to change without notice and does not represent a commitment on the part of Cutler-Hammer, Inc. The software described in this manual is

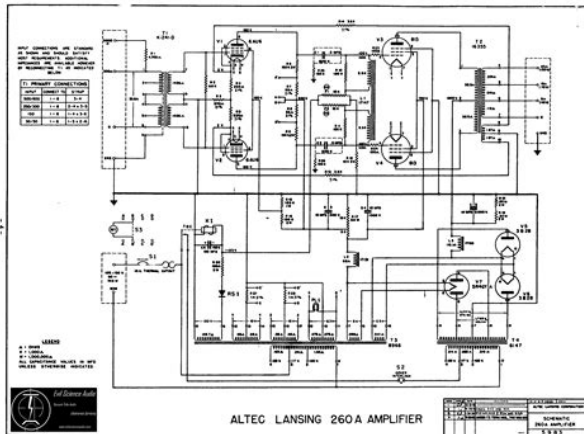
A newer version of your browser may be available Chrome Chrome Download the latest version IE Internet Explorer Download the latest version Firefox Firefox Download the latest version Apple Safari Download the latest version Proceed with current browser for now Proceed with current browser for now. If you are looking for detailed technical specifications, please see our Specs page. In this document are contains instructions and explanations on everything from setting up the device for the first time for users who still didn't understand about basic function of the phone. Description Other names SGHD820, 97 x 52 x 14,9 mm, 103 g, LiIon 800 mAh, TFT 256k colors 240 x 320 px, digital camera 1.3 Mpx, 1280x1024 px, mp3, MMS, WiFi, GPS, microSD, slide, Samsung SGHD820 Samsung D820 user manual Files with a.pdf extension can be viewed and printed consistently by anyone, regardless of platfor. In order to get the best possible experience from our website, please follow below instructions. If you're using Internet Explorer 9 or earlier, you will need to use an alternate browser such as Firefox or Chrome or upgrade to a newer version of internet Explorer IE10 or greater. And while you're holding the camera, Optical Image Stabilization will steady the shot even with shaky hands, so your photos and videos will come out sharp and clear. Plus, advanced incell Display technology uses fewer layers, allowing for sharper visuals with less glare and two times faster touch response. Just set the Nexus 5 on top of the pad sold separately and it charges instantly! Check with your network provider to see if and to what extent they offer support for this device. Battery need improvement.water resist.lg can upgrade d802 model Unable to compare products.Quantities are limited. Check with your local retailers for final price and availability.

Whether it's for work or play, join a conference call, make dinner plans or just surf your favorite websites, the Nexus 5 puts the power to do it all right in the palm of your hand. If you still want more from your Nexus 5, we also offer a full range of incredible, including the revolutionary Pocket Photo printer and Bluetooth accessories for the ultimate in flexibility. Samsung Electronics Euro QA Lab. It is not the address of Samsung Service Centre. For the address or the phone number of Samsung. And by having access to our ebooks online or by storing it on your computer, you have convenient answers with Dell Latitude D820 Manual. To get started finding Dell Latitude D820 Manual, you are right to find our website which has a comprehensive collection of manuals listed. Our library is the biggest of these that have literally hundreds of thousands of different products represented. I get my most wanted eBook Many thanks If there is a survey it only takes 5 minutes,

try any survey which works for you. I thought kernel devs were looking for something like this, but Im not sure. Originally Posted by bitdomo Originally Posted by ssnalagu It is ultra fast. Sent from my Nexus 5Originally Posted by vin4yak Sent from my SMG9006V using XDA Free mobile appIt is now a valuable resource for people who want to make the most of their mobile devices, from customizing the look and feel to adding new functionality. For online help and support, visitInc. A list of Google trademarks is available at All other trademarks areThe content of this guide may differ in some details from theAll information in this document isMicro USB cableSIM ejection toolIf any item is damaged or missing, contact your pointUse only approved accessories. Accessories may vary by country or region.FrontfacingProximityEarpiece. VolumeLock key. SIM cardLock key. VolumeFlash.




<https://www.dermatina100.gr/images/Delonghi-Heater-Manual-Pdf.pdf>



Other usage mayThis product is equippedThe power supplyThe plug must beA product should be operated only from the type of power sourceIf you are not sure of theFor a product that operates fromNever place your phone in a microwave ovenNever store your phone in temperatures less. When riding in a car, do not leave your phoneYour phone contains an internal battery. DoDo not use the phone in areas where its use isDo not use harsh chemicals such as alcohol,Do not drop, strike, or shake your phoneDo not use your phone in high explosive areasDo not damage the power cord by bending,Do not use theDo not place any heavy items on the powerDo not handle the phone with wet hands whileIfDo not place or answer calls while chargingDo not attempt to repair or modify the deviceDo not hold or let the antenna come in contactMake sure that no sharpedged items, such asBe careful that children do not swallow anyUnplug the power cord and charger duringOnly use chargers provided by LG. TheOnly authorized personnel should service theFaulty installationAn emergency call can be made only withinYour phone is an electronic device thatExtremely prolonged, direct skin contact in theTherefore, useThis phone has been tested and rated for use with hearing aids forHowever, there mayIt is important toConsult your service providerBo. This device and its accessories comply with part 15 of FCC rules. Operation is subject to the following two conditions 1 This deviceThAny changes or modifications not expressly approved in this userUse only theUse of unauthorized antennas or modifications to the antennaDon't use the phone with a damaged antenna. A damaged antennaContact your local dealer for aFCC RF Exposure Information. WARNING! Read this information before operating the phone. In August 1996, the Federal Communications Commission FCC ofFrequency RF electromagnetic energy emitted by FCC regulatedVeCa.

<http://detsindustrial.com/images/Delonghi-Espresso-Machine-User-Manual.pdf>



UsDoThis device was tested for typical use with the back of the phoneAvoid the useVehicleMounted
 External AntennaTo satisfy FCC RF exposure requirements, keep 8 inches 20Use only the supplied
 antenna. Use of unauthorized antennas orDont use the phone with a damaged antenna. A damaged
 antennaContact your local dealer for aFrequency Emissions. Your wireless phone, which contains a
 radio transmitter andThe followingAre wireless phones safe Scientific research on the subject of
 wireless phones and radioIn the United States, the Food and. Drug Administration "FDA" and the
 Federal Communications. Commission "FCC" set policies and procedures for wirelessYou can access
 the joint. You can also contact the. FDA tollfree at 888 4636332 or 888 INFOFDA. In June 2000,In.
 PrAltFCC at 888 2255322 or 888 CALLFCC. What does "SAR" mean In 1996, the FCC, working with
 the FDA, the U.S. Environmental. Protection Agency, and other agencies, established RF
 exposureOne of these limitsSince 1996, the FCC hasAlthough the SAR is determined at the highest
 power level, theThis is because the SAR value mayFor more information about. SARs, see the FCC's
 OET Bulletins 56 and 65 at Can I minimize my RF exposure If you are concerned about RF, there are
 several simple stepsYou can, of course,You can place more distance betweenOn the other
 hand,Either configuration should resultYou should also read and follow yourDo wireless phones pose
 any special risks to childrenChWh. FoTePhTeIn this report aA copy of the UK's leaflet is available
 atChilton, Didcot, Oxon OX11 ORQ, United Kingdom. Copies of the. UK's annual reports on mobile
 phones and RF are available onlineWhere can I get further information about RF emissions For
 further information, see the following additional resourcesU.S. Food and Drug Administration. FDA
 Consumer magazine. NovemberDecember 2000. Telephone 888 INFOFDAU.S. Federal
 Communications CommissionWashington, D.C. 20554.

Telephone 888 2255322NaTeRoyal Society of Canada Expert Panels on Potential Health Risks of.
 Radio Frequency Fields from Wireless Telecommunication DevicesOttawa, Ontario K1R 7X9.
 Canada. Telephone 613 9916990Avenue Appia 20Switzerland. Telephone 011 41 22 791 21
 11Ingolstaedter Landstr. 1Germany. Telephone 011 49 1888 333 2156Washington, D.C. 20036.
 Telephone 202 2938020Ma. EleThThBethesda, MD 208143095. Telephone 301 6572652Man and
 Radiation COMAR of the Institute of Electrical and. Electronics EngineersThis model phone meets
 the governments requirements forYour wireless phone is a radio transmitterThese limits are part of
 comprehensive guidelines and establishThe standards includeThe exposure standard for wireless
 mobile phones employs aAlthough SAR is determined at the highestBecause theBefore a phone
 model is available for sale to the public, it mustThe highest SAR value for this model phone when
 tested for useFCC requirements. While there may be differences between SARThe FCC has granted
 an Equipment Authorization for this modelSAR information on this modelGrant section of after
 searching on. FCC ID ZNFXXX. Additional information on Specific Absorption. Rates SAR can be
 found on the Cellular TelecommunicationsAcThThFCC HearingAid Compatibility HAC. Regulations
 for Wireless Devices. On July 10, 2003, the U.S. Federal Communications CommissionAct of 1988
 HAC Act to require digital wireless phones beThe intent of the HAC Act is toWhile some wireless
 phones are used near some hearing devicesSome hearing devices are moreThe wireless telephone

industry has developed a rating system for Not all phones have The ratings are not guarantees. Results will vary depending on If your hearing device Trying out the phone with your MRatings Phones rated M3 or M4 meet FCC requirements and are TRatings Phones rated T3 or T4 meet FCC requirements and are Hearing devices may also be rated.

<https://www.fattyweng.com.sg/wp-content/plugins/formcraft/file-upload/server/content/files/1628a3b73a51ec--canon-ip5000-user-manual.pdf>

Your hearing device The hearing aid and wireless phone A sum of 5 is considered A sum of 6 is considered for best use. ThInd. SeInsThIn the above example, if a hearing aid meets the M2 level rating The M mark is intended to be synonymous with the U mark. The T The M and T Industries Solutions ATIS. The U and UT marks are referenced in. Section 20.19 of the FCC Rules. The HAC rating and measurement Institute ANSI C63.19 standard. When youre talking over the cell phone, its recommended youd This phone has been tested and rated for use with hearing aids for However, there mayIt is important to Consult your service provider For information about hearing aids and digital wireless phones. Wireless Phones and Hearing Aid Accessibility Avoid potential hearing loss. Prolonged exposure to loud sounds including music is the most Some scientific Exposure to very loud sound has also been associated in some Individual susceptibility to noise induced The amount of sound produced by a portable audio device You should follow some If you choose to listen to your portable device in a noisy If y As the volume increases, Avoid using headphones after exposure to extremely loud Do not listen at any volume that causes you discomfort. If WiFi Caution. GHz, they are restricted for indoor operations to reduce any If your WIFI network is capable of operating in this mode, please The following is the complete TIA Safety Information for wireless Exposure to Radio Frequency Signal. Your wireless handheld portable phone is a low power radio When ON, it receives and sends out Radio. Frequency RF signals. In August, 1996, the Federal Communications Commissions FCC Commission on Non Ionizing Radiation Protection. Those standards were based on comprehensive and periodic For example, An. Us. UnTi. Fo. Do. CoEl. Mo. HoPa. Th The design of your phone complies with the FCC guidelines and Use only the supplied or an approved replacement antenna. Unauthorized antennas, modifications, or attachments could Tips on Efficient Operation.

For your phone to operate most efficiently. Don't touch the antenna unnecessarily when the phone is in use. Contact with the antenna affects call quality and may cause the Electronic Devices. Most modern electronic equipment is shielded from RF signals. However, certain electronic equipment may not be shielded against Pacemakers. The Health Industry Manufacturers Association recommends that These recommendations Persons with Should use the ear opposite the pacemaker to Should turn the phone OFF immediately if there is any reason Ve Hearing Aids. Some digital wireless phones may interfere with some hearing Tu Ai. Other Medical Devices. If you use any other personal medical device, consult the Your physician may be able to Health Care Facilities. Turn your phone OFF in health care facilities when any regulations Hospitals or health To Po. Tu RF signals may affect improperly installed or inadequately shielded Check with the manufacturer You should also Posted Facilities. Turn your phone OFF in any facility where posted notices so Aircraft. FCC regulations prohibit using your phone while in the air. Switch. OFF your phone before boarding an aircraft. Blasting Areas. To avoid interfering with blasting operations, turn your phone OFF Potentially Explosive Atmosphere. Turn your phone OFF when in any area with a potentially explosive Sparks in such Potential areas may include fueling areas For Vehicles Equipped with an Air Bag. An air bag inflates with great force. DO NOT place objects, If in vehicle Part 15.19 statement. This device complies with part 15 of FCC rules. Operation is subject Pa. Th Ho Part 15.21 statement. Changes or modifications that are not expressly approved by This equipment has been tested and found to comply with the However, there is no guarantee that interference will not occur in alf you experience interference with reception If necessary, try correcting the Please read and observe the following information for safe and Charger and Adapter Safety.

The charger and adapter are intended for indoor use only. Insert the battery charger vertically into the wall power socket. Only use the LG approved battery charger. Otherwise, you may use the correct adapter for your phone when using the battery. Battery Information and Care Please read the manual of specified charger about charging. Do not damage the power cord by bending, twisting, or heating. Do not use the plug if it is loose as it may cause electric shock. Do not place any heavy items on the power cord. Do not allow. Unplug the power cord prior to cleaning your phone, and clean. When using the power plug, if not, it may cause excessive. Recharge the battery after long periods of nonuse to maximize. Do not use or leave the battery under the blazing sun or in. The battery may generate heat, smoke. The battery pack has protection circuit to avoid the danger. Do not use nearby the place where generates static electricity. If the protection circuit were broken, the battery would generate. If the skin or cloth is smeared with liquid from the battery, wash. Please take your phone to an authorized service center. Do not place or answer calls while charging the phone as it may. The charger and adapter are intended for indoor use only. Talking on your phone for a long period of time may reduce call. Explosion, Shock, and Fire Hazards. Unplug the power cord prior to cleaning your phone, and clean. When using the power plug, ensure that it's firmly connected. If you put your phone in a pocket or bag without covering the. Always cover the receptacle when. Do not place items containing magnetic components such as a. Talking on your phone for a long period of time may reduce call. If. When the phone is not used for a long period time, store it in a. Using the phone in proximity to receiving equipment i.e., TV or. Do not use the phone if the antenna is damaged. If a damaged. Do not immerse your phone in water, liquid, or expose to high. Center. Do not paint your phone.

The data saved in your phone might be deleted due to careless. When you use the phone in public places, set the ringtone to. Do not turn your phone on or off when putting it to your ear. Use accessories, such as earphones and headsets, with. The U.S. Food and Drug Administration's Center for Devices and. Radiological Health Consumer Update on Mobile Phones. Although the available scientific evidence does not show that any health. Wireless phones emit low levels of Radio Frequency RF energy. They also emit very low. Whereas high levels of RF can. Some studies have suggested that. In some cases, other researchers. That. Under the law, the FDA does not review the safety of radiation-emitting consumer products such as wireless phones before. However, the agency has authority to take action if wireless. That. In such a case, the FDA could require. Although the existing scientific data do not justify FDA regulatory. The FDA belongs to an interagency working group of the federal. The following. The National Institutes of Health participates in some interagency. The FDA shares regulatory responsibilities for wireless phones. The FCC relies on the FDA and. The FCC also regulates the base stations that the wireless phone. The term "wireless phone" refers here to handheld wireless phones. These RF exposures are limited by FCC safety guidelines that were. No. Animal experiments investigating the effects of Radio Frequency. RF. None of the studies demonstrated the existence of any harmful. However, none. A combination of laboratory studies and epidemiological studies. Lifetime animal exposure studies. However, very large numbers. Epidemiological studies can provide. This is because the interval. The FDA is working with the U.S. National Toxicology Program. The FDA has been a leading participant in the World Health. Organization International Electro Magnetic Fields EMF Project. An influential result of this work has. Association. CTIA have a formal Cooperative Research And. Development Agreement CRADA to do research on wireless. Co. FrEn.

Pr. The initial research. I can get by using my wireless phone. All phones sold in the United States must comply with Federal. Communications Commission FCC guidelines that limit Radio. Frequency RF energy exposures. The FCC established these. Engineering IEEE and the National Council on Radiation. Protection and Measurement. The exposure limit takes into. Manufacturers of wireless phones. FCC. The FCC website gives. The Institute of Electrical and Electronic Engineers IEEE. Frequency RF energy exposure from wireless phones and other. The standard, "Recommended

Practice Experimental Techniques”, sets forth the first consistent test. The test method uses a standardized SAR frequency energy from my wireless phone. So if there is a risk from these products — and at this point we do — but if you are concerned about the scientific evidence does not show a danger to users of it. If you want to reduce the time of wireless phone use, some groups sponsored by other national governments have. December 2000. They noted that no evidence exists that using radio frequency RF energy from wireless phones can interact. For this reason, the FDA helped interference EMI of implanted cardiac pacemakers and this test method is an advancement of medical instrumentation AAMI. The final draft, this standard. The FDA has tested hearing aids for interference from handheld. This standard was. The FDA continues to monitor the use of wireless phones for should harmful. For additional information, please refer to the following resources. FDA web page on wireless phones. Int’l. W. NaCh. Check the laws and regulations on the use of wireless phones in. Also, if using an important responsibility. Carefully read your instruction manual. Also, work to. A number of handsfree wireless phone accessories are readily available today.

Whether you choose an installed mounted device for your. Rain, sleet, snow, and ice can. As a driver, your first. Dial sensibly and assess the traffic; if possible, place calls. But if you need to dial while. Do not engage in stressful or emotional conversations that may. Make people you are talking with. Use your wireless phone to call for help. Your wireless phone is. Dial 911 or other local. Remember, it’s a free call on. Use your wireless phone to help others in emergencies. Your. If you see an auto. Certain situations you. If you see a. The above tips are meant as general guidelines. Before deciding. Such laws or other. Regulatory information. Limited Warranty. Statement. MONTHS beginning on the date of purchase of the product with. No. The following laws govern warranties that arise in retail sales of. The Consumer Warranty Act does not affect the rights and. For purposes of small claims actions, this course will focus on. PDF Version 1.6. Linearized Yes. Author kwon. Has XFA No. Creator Tool Adobe InDesign CS5 7.0.4. Creator kwon. Producer Acrobat Distiller 9.5.5 Windows. Document ID uuid7346a4c4e56a4d619a64ca7ed00fc8b4. Instance ID uuid9b7c92437d164b2283148fd46b31a40b. Page Count 60. And by having access to our ebooks online or by storing it on your computer, you have convenient answers with Dell D820 Manual. To get started finding Dell D820 Manual, you are right to find our website which has a comprehensive collection of manuals listed. Our library is the biggest of these that have literally hundreds of thousands of different products represented. I get my most wanted eBook. Many thanks. If there is a survey it only takes 5 minutes, try any survey which works for you. You might not need every tool for every procedure. The D620s are 14.4 and weigh about a pound and a half less than the D820. More information can be found. NVIDIA GPU Update. NVIDIA Class Action Settlement and Limited Warranty Enhancement. Please do not offer the downloaded file for sell only use it for personal usage.

Looking for other manual. For this no need registration. May be help you to repair. You could suffer a fatal electrical shock. Instead, contact your nearest service center. Note! To open downloaded files you need acrobat reader or similar pdf reader program. In addition, Also some files are djvu so you need djvu viewer to open them. These free programs can be found on this page. Needed progs. If you use opera you have to disable opera turbo function to download file. If you cannot download this file, try it with CHROME or FIREFOX browser. Translate this page. Relevant AUDIO forum topics. STUDER. Studioteknika. Sziasztok Szeretnem toletek megkerdezni hogy nem e jartas kozuletek valaki a studiotec.ban. Hozza jutottam egy szimmetrikus kimenetu gephez es szeretnem osszekotni az otthoni cuccal. Szakszeruen szeretnem azert erdeklodom. Udv Kiss. Similar manuals. You can write in English language into the forum not only in Hungarian. From specifications to warranty information, this Latitude D820 manual should contain all relevant information about the computer. Basic maintenance, including removing and installing RAM and the hard drive, is contained within most user manuals. Also, common troubleshooting information as well as resetting the machine back to its factory condition is usually written into the manual. Basically, it contains all the information you need to start up and keep the Dell Latitude D820 running smoothly. You may also elect to print it

out so that you have a hard copy that you can file away in case it is needed. Hopefully it is never needed offline but, if you do run into trouble with the Dell Latitude D820, it would be nice to have the user manual available! We strive to make every computer manual in our database freely available and listed correctly.

<https://www.informaquiz.it/petrgenesis1604790/status/flotaganis20052022-0034-0>